


Read the PJ Library Book

Shalom Everybodeee! (3s)

Written by Tilda Balsley and Ellen Fischer

Illustrated by Tom Leigh

Published by Kar-Ben Publishing



Synopsis

Grover goes on an adventure to Israel and diligently keeps a journal of his trip to share with his friends at home. We see Grover and his friends as they prepare for Shabbat, place their personal prayers in between the stones at the *Kotel* (the Western Wall of the ancient Temple in Jerusalem), participate in an archeological dig and more! We get to see Israel through Grover's eyes, highlighting all of the exciting places he goes, people he meets, and food he eats. Doesn't it make you want to go to Israel?

Discuss the Jewish values and vocabulary with one another

Love of Israel – *A-ha-vat Yis-ra-el* - אהבת ישראל

Responsible for one another - *Kol a-rei-vim zeh ba-zeh* - כל ערבים זה בזה

Introducing the value of love of Israel *Ahavat Yisrael*

From Jewish teachings

Yisrael is both the people of Israel (*Am Yisrael*) and the place of Israel (*Eretz Yisrael*). A love of Israel includes both an appreciation for the land and the people who live there. Not only is it a “land flowing with milk and honey” (Exodus 3:17), but it has “lands all around her” (Ezekiel 5:5). Rabbinic commentary says this refers to its varied topography, all in a country roughly the size of New Jersey. Just as the land is diverse, so are the people who live there.



For the teacher

- Consider your own connection to Israel and how that affects the way that you represent Israel in your classroom.
- What would you like to know about Israel in order to be able to create authentic explorations in the classroom?
- How do you help your students move from learning to loving Israel?
- Beyond a unit specifically about Israel, how are you integrating Israel into your classroom on a daily basis?

Questions for children

- Let's try to find Israel on a map. What do you notice about the size of Israel? How does it compare to the size of the United States?
- What do you know about the people who live in Israel?
- What do you notice in the book that is the same or different from where you live? The weather? The animals? The food?

Introducing the value of being responsible for one another *Kol areivim zeh bazeh*

From Jewish teachings

Kol areivim zeh bazeh is about our obligation to one another. When we feel called to join with the community in worship, when we help another member of our community because we care for their well-being, or when we share in a Shabbat meal, we are living this value. Rabbi Hillel's well-known text from *Pirkei Avot, the Ethics of Our Ancestors*, highlights the importance of mutual care and respect for others: "If I am not for myself who will be for me? Yet, if I am for myself only, what am I? And if not now, when?" (Pirkei Avot 1:14)

For the teacher

- How does the staff of your school model being responsible for each other?
- In what ways can you encourage the students in your class to be responsible for one another and for the class as a whole?
- How is the value of *kol areivim zeh bazeh* felt beyond the walls of your classroom?
- How do you include the families in your classroom as part of a community that cares for each other?



Questions for children

- In what ways do you help other children in your classroom?
- It's clear we understand how we can help one student or friend; what are the things that we do that help the whole class? (Think about the things we do together, and not only things you do on your own.)
- What are ways that you can make your classmates feel that everyone is an important part of our community?

Imagine your community living these Jewish values.


**How would your classroom change?
How will families be involved?**

In the Classroom / Centers

☆ **Ahavat Yisrael/love of Israel:** This is a suggestion for a series of activities that integrates math, social studies, science, cooking and more to explore the diversity of the people and the land of Israel. Begin by displaying pictures and showing videos that depict the varied land and the multiplicity of the people of Israel. Let this lead you into a conversation about how that variety could be represented in your classroom. Using [this example of an investigation](http://pjfor.me/shalom-detail), you can explore this subject for an hour, a day, or weeks on end: <http://pjfor.me/shalom-detail>.



☆ ***Kol areivim zeh bazeh/responsible for one another:*** Create an authentic classroom job chart with jobs that truly benefit the classroom community. First brainstorm together all of the things that are needed to keep your classroom running smoothly, such as turning off the lights when you leave the room, greeting guests, and cleaning the table after snack and lunch. Decide on pictures to represent those activities and photographs of the children in your classroom. Rotate the jobs each week.



☆ ***Kol areivim zeh bazeh/responsible for one another:*** What's an activity that needs many people to complete? While there are many things we can do on our own, it would be really challenging to play a game of soccer alone. Work together to create a new group game or sport in your classroom.



Bridging Home and School

How many people does it take to change a lightbulb?

What are the big jobs in your classroom that require help? Invite the families to work together to get things done. Spruce up the classroom with a new coat of paint or reorganize the furniture. The work goes so much faster with a team, and having parents contribute helps them feel more invested in the classroom. This is a great way to get to know more about the talents and skills of the parents in your class. Ask families to contribute items for your room that will make the space a home away from home.



Israel anywhere

Host a parent social highlighting the food and drink of Israel. You can either run the event as a fundraiser with a small fee, catered delicious Israeli food, and wine, or hold a potluck where each family brings a dish they feel represents Israeli culture. Play Israeli music and run a slide show of pictures of Israel throughout the night. As a gift to parents, arrange for childcare during your event on a Saturday evening so parents can spend stress-free time together.

Family Engagement at Home

It's puzzling...

A physical representation of taking care of one another is the creation of a family puzzle. Send a home a blank puzzle template and encourage families to distribute the pieces to members of their family. Decide together on the puzzle's theme, such as family vacations, friends, or favorite pastimes. Each person will decorate one or more pieces and then gather as a family to put it all back together. Note how your family works together as you decorate and assemble the puzzle. Hopefully families will share some of their finished caring-for-each-other masterpieces.


Share your stories and experiences with everyone.

What happened?

How can the learning go deeper?

Tell us a story... about how we take care of one another.

Make sure that when you document children's learning you show the development of their behavior over time. For example: *Over the course of the year the children in our classroom have gained many skills and much independence. They have also learned the value of working together and taking care of their classmates. At the start of the year children often looked on as another child got frustrated or hurt, not knowing what to do, but as we have focused on the importance of caring for one another we are seeing more occasions where children are looking to aid their friends. For example, just the other day we saw Jonah struggling to build the marble run, and without any prompting Clara offered a suggestion to make it run smoothly. Jonah happily accepted the help and thanked Clara. Isn't working together the best?*



More resources and websites for inspiration

Group work in schools: <http://pjfor.me/group-work>

Learning by playing together: <http://pjfor.me/learning-together>

What's your Israel story? <http://pjfor.me/Israel-resources>

