


All Around the Year With The PJ Library®

Webinar 5

*Hammantaschen, Costumes, and Community:
Unmasking the Hidden Values of Purim*



Hamantaschen, Costumes , and Community: Unmasking the Hidden Values of Purim



Purim : Saturday evening, March 19
and Sunday March 20, 2011

Goals For Today's Webinar

- Explore some of the in's and out's of Purim
- Examine ways of helping families connect with some of the relevant themes and values of Purim
- Share ideas for developmentally appropriate Purim crafts, activities, and games
- Discuss ways of using PJ Library books to deepen families' engagement with the holiday of Purim




Purim: A Holiday of “Feasting and Merriment” (Esther 9:22)



- A day of “ light and gladness, happiness, and honor” (Esther 8:16)
- “Kids Rule at Purim” (Anita Diamant, *How to Raise a Jewish Child*, 2008)
- “Purim is a chance to show that what looks like child’s play is actually very serious.” (Daniel Gordis , *Becoming a Jewish Parent*, 1999)


Purim Perplexities

- How much of the story to tell?
How to tell the story?
- Which customs to emphasize?
- Which themes to focus upon?
- How to popularize
and elevate the holiday?



Purim Themes and Values

- Courage and Bravery
- Acts of Loving Kindness-*mishloach manot, matanot l'evyonim*
- Community
- “The Power of One”-Every person can make a difference
- Hidden Presence of God in the World



More Purim Themes

- Coming Out of Hiding-Being Who You Are
- Women Power
- Human Action as Harbinger of Miracles
- Making Room for Joy and Merriment in Life
- Celebrating Victory



Main Characters of the Megillah



Haman- The bad guy of the Purim Story.
Known for his triangular hat
Made a rule which said “No more being Jewish”/
“No more going to synagogue, No more Jewish holidays,
No more Shabbat.”

King Ahashverosh-

The King for whom Haman worked.
A man who lived alone in his castle
until he chose Esther to be his wife



Queen Esther- the lovely, smart, brave wife of King Ahashverosh. When Esther and the King were first married, Esther did not tell him that she was Jewish. When Haman made his terrible rule, Esther bravely broke one of the King’s rules and went to his bedroom without being asked. When the King learned how sad Haman was making his queen and her people, he changed the rule and asked Haman to leave the palace forever.



More Purim Customs and Rituals

- **Gragger**

- Yiddish word for noise maker.
- As we listen to the Megillah, we shake our graggers whenever we hear Haman's name



- **Hammantasch**

- Triangular shaped cookie eaten on Purim
- Its shape reminds us of Haman's hat



- **Matanot L'evyonim-**

- Presents for the Poor.
- On Purim everyone must give tzedekah (money) to the poor , because we want everyone to be able to enjoy a joyous Purim



Purim Customs Continued

- **Mishloach Manot**

- On Purim, we send gifts of food to our friends.
- Our food packages contain at least 2 different kinds of food






- **Costumes**

- We love to dress in costumes on Purim.
- Sometimes we dress as Purim characters, but sometimes we just wear our favorite dress –up clothes



PJ Purim Books



Hints for Sharing Sammy Spider's First Purim with Children

- Use props – The book's illustrations are difficult to see
- Encourage children to imitate the sounds on each page
- Invite children to join in the chorus of “Spiders spin webs”



Themes of Sammy Spider's First Purim

- Customs and rituals of Purim

Which special Purim activities did Sammy learn about?

- Graggers
- Costumes
- Hamantaschen
- Mishloach Manot

- **Kindness to Others**-*Why was*

Mrs. Shapiro making hamantaschen?

- **Courage**- *Was anyone brave in this story?*



Activities for Sammy Spider: Making Graggers

- The simpler the better
- **Goal of Activity:** To provide families with Purim paraphernalia which may encourage them to attend a communal Megillah Reading and/or continue to discuss Purim in their homes.



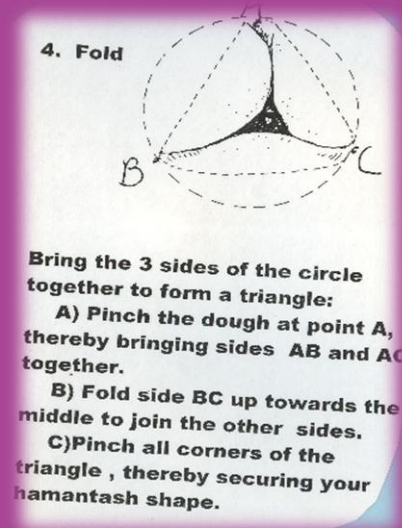

More Activities for Sammy's First Purim

- Making Hamantaschen (which can be baked at home or which can be baked during the course of the program)
- Preparing Mishloach Manot Containers
- Goal of Activities:
 - To enable participants to experience the joy of giving to others;
 - To reinforce the concept that Purim is a time for practicing kindness;
 - To provide families with more props which may prompt discussion at home.



A Few Hints on Baking Hamantaschen with Young Children

- Prepare dough prior to program
- Offer a variety of filling
- Be sure to have printed instructions/diagrams on how to shape Hamantaschen



Some Ideas for Making Mishloach Manot Containers

- Keep projects open-ended
- Aim for projects which involve the use of interesting materials and actively engage the senses



Scratch Art- Another Type of Mishloach Manot Container



Creative Ways for Filling Mishloach Manot Containers

- Ask Participants to bring snacks (which are packed in individual packages) to the program
- Include a number of simple food preparation stations at your program (examples: stations for creating fruit kabobs, decorating cookies, making trail mix, cutting a certain number of vegetable pieces)



Hints for Sharing The Mystery Bear

- Skim through book and introduce plot and Purim concepts before beginning to read *(In this book we're going to read about a community of friends who gather together to celebrate Purim. Here are some of the friends on their way to their Purim Party. How can you tell that it's Purim. What do you think these friends are going to do at their party?)*
- Use Props
- Shorten the Text



Themes Contained in The Mystery Bear

- **Community**- *Can you describe some of the costumes which you remember seeing at the Purim Party? Why do you think so many people came to the party?*
- **Purim customs and rituals**-*Can you find the person who is carrying a megillah on p. 10. What instruments do you see on p. 10-11? Why did the guests bring instruments?*
- **Bravery**-*Was anyone brave in this story? Did anyone try to speak up even though no one believed him?*



Activities for Mystery Bear

- **Making Costumes-** *(In our book today, we're going to see many wonderful Purim costumes, we thought it might be fun for you to make your own costume)*



Building Community Through the Distribution of Mishloach Manot

- Hold program at a Senior Center, Nursing Home, JCC with a Seniors' Meal Program, etc. Ask children to make 2 or more containers-one to take home and one to distribute to the older adults who are visiting and/or or residing at the program site.
- Ask participants to donate one mishloach manot container to a Soup Kitchen, homeless shelter, or school for children with special needs. (If possible, display photos of the building to where the containers will be donated.)



More Ideas on How to Use Mishloach Manot to Build Community

- Hold a Lottery – At the beginning of the program ask each family to complete a name card and place it in a bag. Towards the end of the program, families draw names to discover to whom they should deliver their Mishloach Manot.




Family Name _____

One way to identify us today

is: _____

More Mishloach Manot Ideas for Meeting New Friends



About Our Family

Names and Ages (optional) of the People in our Family:

One of our family's favorite activities:

One of our family's favorite foods:

One of our favorite vacation spots:

Hope you enjoy this Mishloach Manot!

Happy Purim!

Sharing Cakes and Miracles

- Pre-reading activity- Experiment with Concept of Blindness-Distribute a piece of dough to each participant.
(With your eyes closed, can you shape your dough into a hammantasch? Can you make a fish?)
- Post Reading Discussion Questions:
 - *One of the lessons of Purim is that one person can make a difference. In our story who made a difference? Who was willing to try something even though he didn't know if he would succeed?*
 - *On Purim, we are told that we need to be kind to others. We need to give money to the poor and give packages of food to our friends. Who was kind in our story? Why did Hershel's mother need help?*



Courage/Bravery Crowns

- Materials Needed
- Poster Board-cut in strips with scalloped edges and several holes punched on the top and side
- Pipe cleaners
- Pony Beads
- Jewels
- Glue sticks
- Notes for attaching to crown (A time when I was Brave was...)



Kindness Activities

- Prepare sandwiches for a soup kitchen
- Chesed Purim Carnival-

Have children participate in several carnival type games. (Haman Bowling, Haman Sponge Throwing, Pin the Jewels on Esther's Crown.) At each booth, ask families to keep track of the number of their child's successes (How many pins they knocked down, How many times they hit the sponge target, How many jewels they managed to attach to Esther's crown) and contribute that same number of coins to the tzedekah boxes found at each booth.



Suggestions for Take-Home Materials

- A listing of times and locations of Purim Celebrations in your area
- Words to any songs which were sung during the program
- Addresses of websites containing more Purim information

<http://urj.org/learning/forparents/holidayhappenings/>

Kveller.com;

myjewishlearning.com

A Few Purim Songs

- My Hat It Has Three Corners
- Haman Has a Hat

Haman has a hat, what do you think of that?

He takes off his hat and passes it to _____ (supply name of a child)

- When You Hear the Name of Haman

- (Tune: If You're Happy and You Know it)

When you hear the name of Haman stamp your feet (2 times)

When you hear the name of Haman who was full of lies and blamin

When you hear the name of Haman, stamp your feet.

- Suggestions for additional verses-When you hear the name of Haman...

Slap your knees; Shout, "Boo, hiss": Do all three (stamp, stamp, slap,slap, boo, hiss)