

Sukkot Family Programming



- * Harvest & Gratitude * Welcoming Guests *
- * Appreciating Nature's Diversity * Hiddur Mitzvah *










Sukkot Programming Matrix

VALUE	AGE	SUGGESTED BOOKS	DEVELOPMENTAL APPROACH	ACTIVITIES TO HIGHLIGHT VALUE
Welcoming Guests	PK	Sadie's Sukkah Breakfast Bubbe Isabella and the Sukkot Cake Tamar's Sukkah	Being a good host	Make welcome signs for house Ushpezin Scavenger Hunt Edible Sukkah with Animal Guests
Welcoming Guests	EE	The Mysterious Guests The House on the Roof Tikvah Means Hope	Being a good host	Make welcome signs for house Ushpezin Scavenger Hunt Paint welcome mat
Harvest & Gratitude	PK	Bubbe Isabella and the Sukkot Cake	Giving thanks	Gratitude Mobiles Gratitude Scavenger Hunt Harvest Olympics
Harvest & Gratitude	EE	The Vanishing Gourds Tikveh Means Hope Night Lights	Giving thanks	Gratitude Mobiles Gratitude Scavenger Hunt Lulav and Etrog Shake Harvest Olympics
Appreciating Nature in its Diversity	PK	The Very Crowded Sukkah A Watermelon in the Sukkah	Appreciating difference and variety	Diversity Scavenger Hunt Edible Sukkah with Animal Guests
Appreciating Nature in its Diversity	EE	The Vanishing Gourds	Appreciating difference and variety	Seed Scavenger Hunt
Hiddur Mitzvah	PK	Many books	Upgrading our celebration	Sukkah decorations






PJ Library Sukkot Books

Preschool & Kindergarten



Early Elementary



Child Friendly Sukkot Themes

- Harvest & Gratitude
- Welcoming Guests
- Appreciating Nature
- Hiddur Mitzvah



Harvest & Gratitude

Biblical Sources:

In the fifteenth day of the seventh, when you have gathered in the fruits of the land, you shall keep a feast unto the Lord seven days ...And you shall take for yourselves on the first day the boughs of goodly trees, branches of palm trees, and boughs of thick trees, and willows of the brook; and you shall rejoice before the Lord your God seven days...You shall dwell in booths ... that your generations may know that I made the children of Israel to dwell in booths, when I brought them out of the Land of Egypt

(Leviticus: 23,39-45)

When you harvest your crops from your granary and your vineyard, you should be happy on your holiday, you and your children...

(Deuteronomy 16:13)



Lessons for Children:

- Sukkot is a time for saying thank you for the fruits, vegetables, grains, etc. that have grown throughout the summer and have just been picked and harvested.
- As we sit outside in a sukkah, we feel grateful for:
 - Nature
 - The comforts of our home
 - Family and friends

Welcoming Guests

Jewish Sources:

When a person sits in the shadow of faith (sukkah) the Shekhinah (Divine Presence) spreads Her wings on the person from above and Abraham and five other righteous ones of God (and David with them) make their abode with the person... A person should rejoice each day of the festival with these guests. (The Zohar)

It is the duty of the host to be cheerful during meals and thus make guests feel at home and comfortable at the table.

Derech Eretz Zuta 9



Lessons for Children:

- While welcoming guests is always an important mitzvah, it's especially important during the holiday of Sukkot.
- On Sukkot, many people participate in a tradition of welcoming guests called **Ushpezin** - the inviting of invisible Jewish matriarchs and patriarchs into the sukkah.
- Welcoming guests means being a good host:
 - *Greet guests at the door and escort them inside.*
 - *Make an effort to remain cheerful during the visit.*
 - *Ask guests questions about their interests and activities.*
 - *Share food, toys, etc. with guests.*
 - *Strive to follow the guests lead- do what the guest wants.*
 - *Walk departing guests to the door.*

Appreciating Nature

Jewish Sources:

Sukkot is a time when we, quite literally immerse ourselves in nature. Choosing to socialize, eat, and even sleep outside makes us not only appreciate the homes we have, but also the natural beauty that surrounds us:

- *How great are Your works, O God, You make them all with wisdom, the world is full of Your possessions.*

Psalm 104:24

- *Appreciating the beauty of the world leads to greater awe and love for God.*

Maimonides, Hilchot Yesodei hatorah 2:2 –

Lessons For Children:

- The world is full of many wonderful things. Our job is to see and appreciate each unique piece of nature.
- Every person and every thing is special in it's own way. Everything counts!



Hiddur Mitzvah:

Enhancing/Upgrading the Celebration

Jewish Sources:

"This is my God and I will glorify God"
(Exodus 15:2)

"Is it possible for a human being to add glory to the Creator? What this really means is: I shall glorify God in the way I perform mitzvot. I shall prepare before God a beautiful lulav, beautiful sukkah, beautiful fringes (Tsitsit), and beautiful phylacteries (Tefilin)."
[Midrash Mechilta, Shirata, Chapter 3]





Lessons for Children:

- There is a concept in Judaism known as *hiddur mitzvah*. According to this principal, we should perform mitzvot and celebrate the holidays with great enthusiasm.
- We try to make our holidays special by making the the objects connected with the holiday as beautiful as possible.
- On the holiday of Sukkot, we can participate in *hiddur mitzvah* by making our sukkah, and/or the sukkah of others, look and feel as beautiful as possible.

Bubbe Isabella Harvest & Gratitude

Connect the value:

As Bubbe Isabella builds her sukkah, she notes: "It's time to celebrate the end of the harvest." She decorates her sukkah with fruits and vegetables that she grew in her garden. As she sits in her sukkah, Bubbe loves looking at the stars and telling jokes and stories with her animal friends.



Discussion questions:

- Does Bubbe mind that the animal guests are eating her sukkah and making it shabby?
- What is Bubbe Isabella thankful for? (Her animal company and for being able to enjoy the night sky)
- What are you thankful for?




The Vanishing Gourds

Harvest & Gratitude



Connect the value:

Sara and her mother buy fall gourds to hang in their sukkah. Each night squirrels come and steal the gourds. Although Sara is heartbroken that her gourds have disappeared, she feeds the hungry squirrels throughout the winter. In return, the squirrels plant seeds and grow new gourds for Sara so to hang in her sukkah the following fall.



Discussion questions:

- For what is Sara grateful?
- Are the squirrels grateful? How do you know?
- For what are you grateful / thankful?
- What are your favorite fruits and vegetables?



Harvest & Gratitude Activities



- Gourd and/or card stock gourd and fruit shape painting
- Gratitude mobiles
- Nature hike and scavenger hunt collage
- Harvest Olympics
- Lulav and Etrog Shake



Harvest Olympics

Harvest Olympics

Get a sticker for each Olympic event you complete!

Krab Crawl

Three Legged

Potato Sack

Wheelbarrow

Spoon Balance

Head to Head

- Friendly physical activity coupled with environmental and Jewish learning
- Add learning: “olympians” answer a harvest or holiday related question to get a sticker for their olympic badge.
- Add a gourd or other harvest fruit to the “wheelbarrow” or on the spoon to connect to the harvest spirit.




Bubbe Isabella

Welcoming Guests




Connect the value:

According to Judaism, it is a mitzvah for us to welcome guests to our homes. This mitzvah becomes even more important on the holiday of Sukkot



Discussion questions:

- Did Bubbe Isabella like welcoming guests to her sukkah?
- What did she do to help her guests feel comfortable and welcomed?
- When a friend visits your house how do you help him/her feel comfortable?




The Mysterious Guests

Welcoming Guests


Connect the value:

The visitors who came to Eben and Ezer's sukkah are known as Ushpezin. Who are Ushpezin? Why might someone want to welcome ushppezin to their sukkah each evening?



Discussion questions:

- Who was better at welcoming guests- Eben or Ezer?
- How did Ezer help his guests feel comfortable?
- How did Eben make his guests feel unwelcome?
- When friends visit your house, how do you help them feel welcome?



Welcoming Guests Activities



- Welcome signs for sukkah and home
- Edible sukkah with animal guests
- Painted welcome mat
- Ushpezin scavenger hunt



Ushpezin Scavenger Hunt

Directions:

- In a location with nooks and crannies (e.g. corn maze or apple orchard) set up for a “live” scavenger hunt.
- Recruit volunteers to (dress up) play the role of specific ushpezin.
- Give participants a “sukkah” cards (around the neck) with space for stickers.
- Participants search for these “guests.” Each time they find a Biblical character, they get a sticker to place on the sukkah



Stations:

Abraham and Sarah were kind, welcoming people who liked to invite as many guests as they could into their tent. They would wash their guests feet and feed them delicious food. See if you can find a tent hidden in the (corn maze). Go inside the tent and sample some of Abraham and Sarah’s tasty pita bread. Allow Abraham and Sarah to “pretend” to wash you feet and add Abraham and Sarah stickers to your sukkah pictures.

Moses’s sister **Miriam**, played her tambourine when the Jewish people crossed the Red Sea. Can you find Miriam and her tambourines and give the tambourine a joyful shake?

Joseph wore a colorful coat of many colors. See if you can find Joseph and take a minute to add a few colors to his (paper) coat.

Esther was a brave queen who saved her people from an evil man named Haman—a man who wore a triangle hat. Can you locate Queen Esther? Try shaping a piece of Esther’s playdough into a hamantaschen.

Abigail was a wise, brave woman who fed fig cakes to King David, an equally wise and brave king who loved to play his harp. Abigail and King David fell in love and married. Try to find Abigail and King David. Make sure to sample some of Abigail’s figs and strum on David’s harp.

You’ve found many ancient, Biblical guests. Now see if you can find a small table and make a list of some of the **present day family and friends** whom you’d like to invite to your home or to your sukkah.



The Very Crowded Sukkah

Appreciating Nature

Connect the value:

As they decorate their sukkah, Sam and Ava use many different kinds of fruits and vegetables. While it rains outside, all types of animals visit the Sukkah.

Sukkot is a time for us to notice and appreciate the beauty of our world. The world is full of many different kinds of foods, trees, animals, Each element of nature is special and each serves its own purpose. No two things in the world are exactly alike.



Discussion questions:

- Why do you think the world was made with so many different kinds of animals, foods, and people?
- What are your favorite fruits, vegetables, animals? Why?
- Sam takes good care of the ladybug when he finds it in the sukkah. What do you do when you find a bug in your house?
- How do you help care for the other animals found outdoors in nature?


A Watermelon in the Sukkah

Appreciating Nature

Connect the value:

Every child in Michael's class brings a different fruit to hang in the sukkah.


Sukkot is a time of year when we pay attention to the many different kinds of fruits, leaves, trees, and animals that surround us. It is a time to appreciate nature and to try to care for nature.



Discussion questions:

- Can you name some of the different fruits that Michael's classmates brought?
- What is your favorite fruit and why?
- What animal visits the school's sukkah? What other animals might come to visit?
- How might the class care for these animals?

Appreciating Nature Activities



1. Can you find 3 red objects. Name the objects that you see.

2. Can you find/see 2 different animals? Record the names of the animals below:

3. Can you hear 2 different sounds? Describe the sounds in the space below:

- Hold programs in a nature –rich setting (Pick your own orchard; garden; corn maze)

- Nature Scavenger Hunt

- Sukkah decorations showing the diversity of nature (fruit collages, animal collages, leaf collages.)

- Fruit or animal bingo

- Shoe- box sukkot, decorated with different kinds of fruits, animals , etc.



Decorating a Sukkah as *Hiddur Mitzvah*

Connect the value:


As we build a sukkah, we don't just quickly put one together, but we try to make our sukkah look, smell, feel, and sound as beautiful as possible.

When we perform a mitzvah with care, trying to go above what is required, we say we're participating in hiddur mitzvah—enhancing the mitzvah.



Discussion questions:

- In our book, what do the characters do to make their sukkah as special as possible?
- How can we make the sukkah that we're standing in right now, extra special?



Hiddur Mitzvah Activities



- Sukkah decorations
- Sukkah posters
- Shoe box sukkot



- Cookie decorating:
making special foods
to eat in the sukkah
- Singing and dancing
in the sukkah



Sample Sukkot Flyers

Sukkot On Location: Family Fun at the Farm

Sunday, October 7th, 2012
10:30 - Noon
Nathan Creek Organic farm (6764 224th Street, Langley)

A family Sukkot adventure

Come celebrate the harvest at Nathan Creek Organic farm:

- Snack in a sukkah
- Shake a lulav
- Participate in a harvest scavenger hunt
- See working bee hives
- Healthy food talk with Alyssa Bauman from Nourished
- Storytelling and more...

Pack a picnic & a blanket and join us for lunch at Noon (if you wish)

★ Rain or shine - dress for mess!
★ Farm-friendly footwear and warm, waterproof outerwear.
★ *Bubbe's advice*: visit a washroom before arriving at the farm.



Presented by Temple Shalom, the Jewish Federation of Greater Vancouver & PJ Library



Sweet Harvest Festival

A Community Celebration of Sukkes / Sukkot

Monday
October 13, 2008
11am - 3 pm

National Yiddish Book Center
Amherst, MA
RAIN or SHINE!

Activities For All Ages!

Environmental Activities • Holiday Storytelling
Lulav Shakes • Folk Dancing • Yiddish Writers Tours
Sukkah Crafts • Torah Yoga • Poetry Open Mike
Sukkot Memory Interviews • Harvest Olympics

Musical Performances

Rabbi Micah ~ Contemporary Folk • KindGroove ~ Conscious Hip Hop
Adrian Durlester ~ Jewish Rhythms • Marla BB ~ Gospel & Blues
Felicia Sloin ~ Jewish Soul *Subject to change*

Sharing Our Harvest

Bring non-perishable food donations for Rachel's Table and get entered in the Sweet Harvest raffle!

Kosher Food

Buy delicious offerings or bring a picnic lunch

Tickets

\$5 (adult), \$3 (children), \$18 (family-maximum 6)

413-439-1973 • judi@hgf.org
For directions: www.yiddishbookcenter.org

A collaboration of the National Yiddish Book Center, the Harold Grinspoon Foundation's Arts & Culture Initiative and The PJ Library, Jewish Community of Amherst, Jewish Family Service of Western Massachusetts, Jewish Federation of Western Massachusetts, and LGA Schechter.

Sample Sukkot Flyers

PJ Library
Invites you to celebrate

SUKKOT AND FALL

at A MAZE IN CORN

Walk the Corn Maze
Visit the Petting Zoo • Climb the Bale Pyramid
Enjoy snacks and Sukkot related activities

Sunday, September 15
2:00 pm • 1351 Provincial Road #200
Directions and weather updates at commaze.ca

Preregister by September 11
Contact Florencia Katz at
204.480.7559 or fkatz@jewishwinnipeg.org
Adults: \$9 • Children 4-12: \$7
Under 3: Free

Meet at the entrance of
A Maze in Corn at 2:00 pm
Snack and Sukkot activity:
3:15 pm at the assigned group site

Jewish Federation OF WINNIPEG | 75 Years of Service to Community

If closed due to muddy conditions, we will have an alternate program at the Asper Jewish Community Campus, 123 Doncaster St.

Sukkah SHAKE!

A FUN FAMILY EVENT

The Weintraub Israel Center, Tucson JCC and The PJ Library® invite you to be our *ushpizin* (guest) and celebrate Sukkot with us!

Live songs with Shabbat Scott, yummy treats, mini-shakes, mac 'n cheese, a PJ Library Sukkot Story Puppet Show by ECE teacher Susan Kravitz, crafts and a fun time in the bounce house.

COME OUT AND SHAKE THE LULAV AND ETROG!

Monday, October 10, 2011
5:00-6:30 pm
JCC Sculpture Garden
Free

Info: 299-3000
Israelcenter@jfsa.org
www.jewishtucson.org

Sukkah SHAKE!

Weintraub Israel Center
Jewish Federation OF SOUTHERN ARIZONA

TUCSON JEWISH COMMUNITY CENTER

The PJ Library | Jewish Education, Strengthening & Support for Families

THE HEARTBEAT OF ISRAEL

Additional Resources

Sukkot Family Programming Webinar:

<http://www.pjlibrary.org/About-PJ-Library/Educators-Center/Holiday-Programs-/Holiday-Webinars.aspx#sukkot>

Book-Based Holiday Family Programs:

<http://www.pjlibrary.org/about-pj-library/educators-center/holiday-programs-.aspx>

PJ Library Sukkot Books & Blogs:

<http://www.pjlibrary.org/parents-and-families/reading-tips-and-resources/jewish-holidays/sukkot-and-simchat-torah.aspx>

Questions:

Vivian Newman, ECE Consultant and Book Selection: vivian@hgf.org

Judi Wisch, Director of Community Engagement: judi@hgf.org