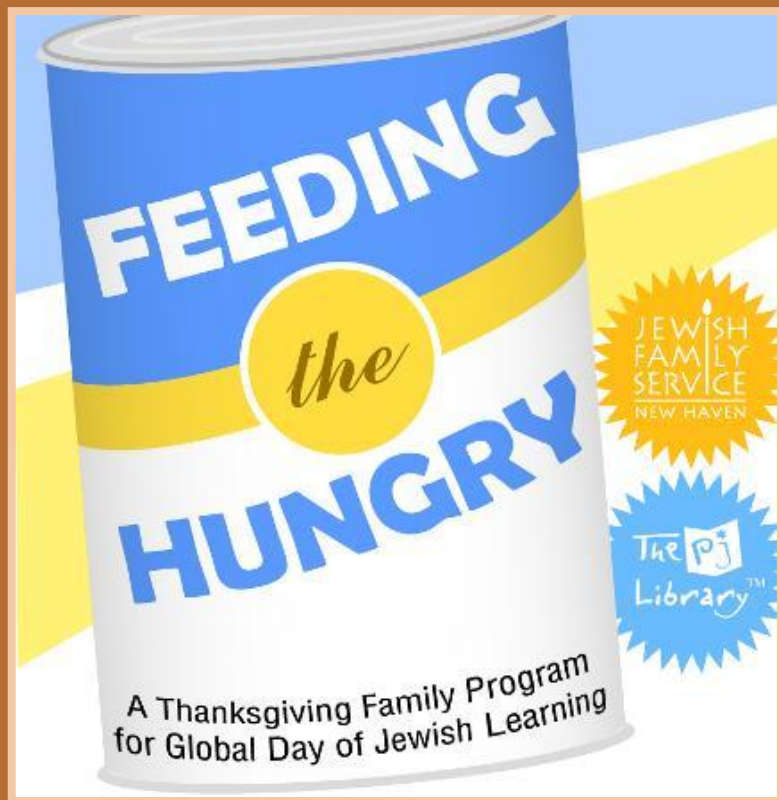


Feeding the Hungry: PJ Programming at Local Food Bank



Webinar 2:
Programming with
Collaborative Partners
January 9, 2013

Multi-Age Programming: The Challenges

How To:

- Maintain each child's interest and stave off boredom
- Ensure learning for all
- Design activities so as to be accessible to all ages



Rewards of Multi-Aged Programming

- Satisfies needs of families
- Strengthens family bonds
- Increases program's inclusivity
- Attracts greater number of Participants



Collaborative Partners



Results of Collaboration



- Families were introduced to an important Community Resource
- Community Unification- Community worked together on a common goal



- Project's Results were magnified
- Quality of PJ Program was enhanced through the participation of talented volunteers

Hints for Successful Collaboration



- Establish Face to Face Contact (e-mail is not enough)
- Assign each collaborating group a specific responsibility
- Have groups work towards a common goal (i.e. increasing food donations to the Food Pantry)

Goals of Family Book Based Programs



PJ Family Book Program



- Increased Jewish Action
- Increased Jewish knowledge
- Increased Connection to Community
- Stronger Family Bonds

Goals of New Haven Feeding the Hungry Program

Learn about
Jewish value of
feeding the
hungry

Experience joys of
performing a
mitzvah and
pleasure of receiving
food from the Pantry

Make new
friends



Create new
family rituals for
helping those in
need


Increase
awareness of
Jewish Family
Services

Feel part of
larger Jewish
community

Enhance
awareness and
appreciation for
PJ Library

Preliminary Plans

- Opening Activities (at JFS):
 - Sorting Food Donations
 - Making Thanksgiving Cards
 - Learning about JFS and Jewish Value of Feeding the Hungry
- **Story**
- Follow-up Activities
 - Decorating “Lend a Hand” Bags
 - Packing Food Bags
 - Walking to Food Pantry
- Activities at Food Pantry
 - Resorting food
 - Snack
 - Learning about the work of the Food Pantry



Pre-Program Steps

FEEDING
the
HUNGRY

JEWISH FAMILY SERVICE
NEW HAVEN

The Pj Library™

A Thanksgiving Family Program
for Global Day of Jewish Learning

- Join PJ Library's Vivian Newman in the telling of Aubrey Davis's *Bone Button Borscht*
- Make your own "Lend a Hand, Give a Can" bag
- Design Thanksgiving cards for needy families
- Deliver food to our local food bank and learn how a food bank works

Sunday, Nov. 18, 2012, 10-11:30 AM
Jewish Family Service
1440 Whalley Ave. New Haven
RSVP: Saskia Swenson Moss, (203) 387-2522 x317

Please bring one can of non-perishable Thanksgiving food, such as green beans, cranberry sauce, gravy mix, pie mix, stuffing, etc.

1. Flyer, Publicity
2. Setting up Food Collection Stations
3. Designing Thanksgiving Cards
4. Baking Cookies, Making Cards



Questions to Consider When Planning Activities for Multi-Ages



- How will children of various ages participate in this activity?
- How can we set up the activity so that it will be accessible to all?
- What will different aged children learn from this activity?
- How will we explain this activity to children of varying ages?



Opening Activities- Age Adaptations

1. Sorting

- Younger Children will enjoy physically moving food items
- Older Children will enjoy categorizing items




2. Card Making

- Younger Children-May enjoy scribbling on pre-printed designs, working with interesting materials; may be most successful working on floor or low tables
- Older Children-will enjoy using open ended designs and unique materials to create individual masterpieces, some will prefer coloring pre-printed designs; may prefer working at tables



The Story: Bone Button Borscht



The Story Continued



Challenges of the Story

- Long, detailed text
- Tenuous Connection to Value
- Small Illustrations

“They wouldn’t hurt,” laughed the beggar.

So the people ran off and returned with their arms full of vegetables.

The beggar sliced them all. He diced. He chopped. He shredded. Then he dumped them into the bubbling pot. And he stirred that borscht round and round.

“Do you know what we have here?” asked the beggar. “We have a beautiful borscht, that’s what we have. A very tasty borscht. Now some people say a little bit of cabbage really brings out the flavor. But I say keep it simple. Who needs cabbage for borscht?”

At the back of the synagogue a woman waved her arms. “Mr. Beggar! You want cabbage? I’ve got cabbage, Mr. Beggar!”

Before he could reply the woman was gone. She returned with a sackful of cabbages and handed it to the beggar.

He looked at the cabbages. He looked at the people. Then he shrugged his shoulders and began to chop. He chopped until every last cabbage had been added to the borscht.


The people watched the steam rise from the pot.

They listened to the bubbling borscht. They smelled the rich sweet and sour aroma as it filled the synagogue.

Bellies rumbled. Mouths watered. And everyone pressed in closer when the beggar finally ladled some borscht into a cup. It was deep red and thick with vegetables.

He blew on it. He blessed it. Then he dipped in his spoon and he tasted it. SLURP! SLURP! SLURP!

“So, Mr. Beggar? How does it taste?”



Advantages to Dramatization

- Story becomes more interesting, accessible
- Story can be shortened
- Invites active participation



Introduction to Play/Story- Discovering How Sharing Can Reduce Hunger

- **Introduction** - *In a few minutes we're going to share a story with you called Bone Button Borscht... This book tells the story of some people who at first are not very nice... In our story, the poor man, the beggar, is going to teach everyone in the town how to share.*
- *Today instead of reading the story to you we're going to put on a play. But, we're going to need some help with our play. At one point in our play, we're going to ask you for food. Everyone should have a bag in front of them. In that bag are some vegetables that the beggar in our story is going to use to make soup. Does everyone have some vegetables in their bag. Check it out. Uh, oh, some people have food and some don't. What can we do? How can we make it so that everyone has food?*



Introducing the Story

- You guys are not like the people in our story. You're very kind. You know how to share. Now that everyone has vegetables, thanks to your sharing and generosity, we're ready to begin. Let's see how the poor man in our story teaches all of the people in the mean, selfish town that sharing is the perfect way to make sure that no one is ever hungry*



Jewish Values Sound byte



- *Does anyone know the word for Hungry in Hebrew? (Reev). If there are a lot of people who are hungry –we say re-evim. Does anyone know the word for food in Hebrew? (ochal)*
- *According to Judaism, we have an obligation to feed and take care of the poor and the hungry. How many people brought food with them today? Who is the food for? Today, we're all participating in the mitzvah of feeding the hungry. In Hebrew the mitzvah is called- ha'achlat re"evim (or maachil re'evim)*

Sources for Feeding the Hungry

- לֹא תִכְלֶה פָּאת, קְצִיר אֶרְצְכֶם וּבִקְצָרְכֶם אֶת ט
לֹא תִלְקֹט, וְלִקְט קְצִירְךָ; שְׂדֵךְ לִקְצֹר
- And when ye reap the harvest of your land, thou shalt not wholly reap the corner of thy field, neither shalt thou gather the gleaning of thy harvest
Leviticus 19:9
- וּפְרֹט פְּרֻמָּה לֹא, וְכִרְמֶךָ לֹא תַעֲוֹלֵל י
אֲנִי יְהוָה, לָעֲנִי וְלִגֵּר תַעֲזֹב אֶתֶם: תִּלְקֹט
אֱלֹהֵיכֶם
- And thou shalt not glean thy vineyard, neither shalt thou gather the fallen fruit of thy vineyard; thou shalt leave them for the poor and for the stranger: I am the LORD your God. Leviticus 19:10
- Also Deuteronomy 24:19-22; 26:12-13



More Sound byte Materials- Connecting the Value to Everyday Life




- *According to the Torah, Farmers are not allowed to pick all of the grapes from their vines, nor can they pick the wheat that grows in the corners of their field, nor can they pick up any fruit which falls to the ground. Farmers need to leave this food for the poor. Long ago, if there were people who had no food in their house and had no money to buy food, they could go to the farmers' fields and gather up all the food that the farmers left for them.*
- *Today, even though most of us are not farmers, we can still give food to the hungry. We can take the food that we have and share it with those who are in need. That's what you did this morning. You brought food to share with those who need it.*

Post Reading Discussion

Book Based Questions:

- Why at first, did the people not want to share with the beggar?
- Why did the people eventually share their food? What happened when they shared- Did they end up having less food or more food?
- Was it really the buttons that made the soup?
- Why did the beggar say that he needed buttons to make the soup?
- What lessons can we learn from this story?



Follow Up Activity #1- Making Food Donation Bags

Intro to activity

*Today we have a special bag for you to decorate that we hope you'll bring with you each time you go shopping. We hope that whenever you go shopping you'll choose a few items to put inside this bag to give to those who are in need. * What kind of food might be good to put in your bag? What kind of food might someone who is hungry really need? Once you've chosen your food and paid for it at the store, how will you get it to those who need it?*



*Connecting the Value to Everyday Life

Additional Follow Up Activities- Packing Food into Bags and Walking to Food Pantry

Rationale for these Activities:

- Enables children to be more fully involved in the mitzvah
- Reduces sitting/quiet time
- Allows time for socialization
- Encourages families to visit Pantry on their own at a later point in time



Helping Families Explore the Food Pantry



What You Can Collect...




The JFS Pantry always welcomes food donations. With the colder months just around the corner, the pantry is in need of:
Canned Soups; Canned Pasta; Oatmeal or Hot Cereal; Meal kits; Microwave (shelf stable) dinners such as Hormel or Chi Chi's; Hot Cocoa; Coffee; Tea.

How You Can Help!

The JFS Food Pantry is volunteer-driven. Volunteers work the reception desk, stock the pantry shelves, help clients check-out, help carry bags to client cars, help purchase food at the CT Food bank, pick up large donations and weigh all donations. The Pantry is open every Tuesday and two Fridays a month from 8:30 a.m. until noon. The Pantry staff welcomes students during their school break to work in the pantry. Prior notice is requested so we can adjust the volunteer schedules and make sure we do not have too many volunteers on any given day. Donations can be dropped off on Tuesday mornings or arranged by calling Sandy Hagan at 203-389-5599, ext. 121.



Other PJ Library Feeding the Hungry Programs



Calgary-Packed Bagel Lunches;
Explored "Inn from the Cold"



Metro West-
NJ-donated
birthday cake
mixes and
frosting ; made
birthday cards